

We specialize in  
**TREATING PERIPHERAL  
ARTERY DISEASE**

THE  
**LIMB  
SALVAGE**  
CENTER



**214.345.4160 | LAMVASCULAR.COM**

# WHAT IS PAD?

Peripheral Artery Disease (PAD), also known as Peripheral Vascular Disease, is a very common medical condition caused by the buildup of fatty plaques (atherosclerosis) that restrict the circulation in the arteries carrying blood to the legs and feet. Over time, the arteries can become so narrow that it is difficult for blood to flow through to bring oxygen to the muscles, tissue and organs. PAD primarily affects the legs, but can also damage arteries in the kidneys, abdomen, feet, ankles, pelvis, hips, buttocks and arms.



PAD is a progressive disease that decreases quality of life and increases the chance of heart attack, stroke and amputation.



**PAD affects approximately 8.5 million  
Americans over the age of 40.\***

*\*Benjamin EJ, Muntner P, Alonso A, Bittencourt MS, Callaway CW, Carson AP, et al. Heart disease and stroke statistics—2019 update: a report from the American Heart Association. Circulation. 2019;139(10):e56–528.*












## **PAD SIGNS AND SYMPTOMS**

- Painful cramping in the hip, thigh or calf muscles after certain activities, such as walking or climbing stairs
- Leg numbness or weakness
- Coldness in the lower leg or foot
- Sores on the toes, feet or legs that won't heal
- A change in the color of the legs
- Hair loss or slower hair growth on the feet and legs
- Slower growth of the toenails
- Shiny skin on the legs
- Weak or no pulse in the legs or feet
- Erectile dysfunction in men



# KNOW THE RISK FACTORS

PAD can often be asymptomatic, making it difficult to diagnose and treat, so it is important to identify and understand what puts a patient at risk for the disease. If any of the following are present, a patient's blood flow should be thoroughly examined.

-  Diabetes
-  High blood pressure or high cholesterol
-  Smoking history
-  Family history of heart or vascular disease
-  Overweight (body mass index over 30)
-  Lack of exercise and sedentary lifestyle
-  Over 70 years old (or over 50 if they also smoke and/or have diabetes)

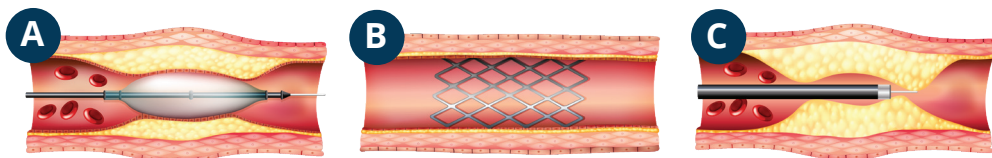


# TREATING PAD AND PREVENTING AMPUTATION

Medication and reducing risk factors, including lowering blood pressure and cholesterol, losing weight and stopping smoking are often the first steps in managing PAD.

However, in more severe cases, our physicians may recommend one of the following minimally invasive vascular procedures:

- **Angioplasty** is a procedure in which a catheter is inserted through an artery and guided to the place where the artery is narrowed. Once the tube reaches the narrowed artery, a small balloon at the end of the tube inflates for a short time and presses the plaque against the wall of the artery to improve blood flow. (*Illustration A*)
- **Stenting** is a minimally invasive technique to help open blocked arteries and improve circulation. A special catheter holding a stent is passed into the blockage. As the wrapping around the stent is pulled back, the stent springs open and acts as a scaffold to hold the artery open. (*Illustration B*)
- **Laser Atherectomy** is a minimally invasive endovascular technique which uses a catheter that emits high-energy ultraviolet light to unblock the artery by vaporizing the buildup. (*Illustration C*)






*Lam Vascular Angio Suite*

Here at **The Limb Salvage Center** at Lam Vascular & Associates, we have a state-of-the-art Angio Suite where we offer comprehensive vascular care all in one place. Pre-op diagnostics, surgery and recovery are all on-site at our office located on the campus of Texas Health Presbyterian Hospital in Dallas.

- **Comfortable outpatient experience**
- **Peace of mind of access to renowned Texas Health Resources facilities**
- **Safety, versatility and cutting-edge technology**
- **Reduced wait times and no hospital stay**
- **Shorter recovery**

*Not all procedures can be performed in-office and each patient's experience and results may vary.*



# THE LAM VASCULAR WAY

At Lam Vascular & Associates, we combine experience and innovative technology to treat Peripheral Artery Disease (PAD). We take the time to get to know our patients, learn their struggles and provide compassionate care in a welcoming environment.

- **Experienced X-ray Technicians**
- **Highly Skilled Registered Nurses and Nurse Practitioners**
- **Board-Certified Anesthesiologists**
- **Renowned Vascular Surgeons**





## EXPERIENCE

Dr. Lam has performed over 10,000 complex peripheral interventions



## INNOVATION

Leaders in innovative and forward-thinking treatments



## COMPASSION

Safe, comfortable, convenient and highly personalized patient care

*Reception Area at Lam Vascular*

## OUR SURGEONS



Russell Lam, MD



Cassidy Duran, MD



Esther Mihindu, DO



Eric Chang-Tung, MD



Andres Katz, MD



Mina Tawfik, MD



For a list of all our locations, click here:  
**[lamvascular.com/locations/](http://lamvascular.com/locations/)**

Dr. Lam is recognized on a national, state and local level for his excellence in vascular care.



**214.345.4160 | LAMVASCULAR.COM**